



Make it easier to talk to your kids with this Conversation Catcher

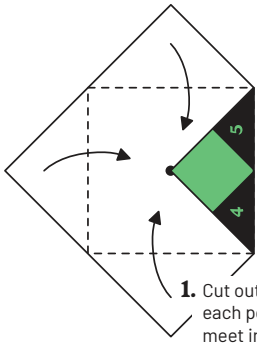
Having honest, open conversations can be tough. This activity helps make it easier and fun to talk anywhere. After all, the more short conversations you have, the easier it is. And, they don't all have to be serious. Simply having them is what counts. Remember, you are your kids' biggest influencer.

OpenConversationSC.com

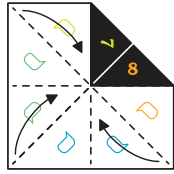
The Conversation Catcher is a diamond-shaped graphic divided into eight numbered sections, each with a conversation prompt and a speech bubble icon. The sections are numbered 1 through 8, with the numbers placed outside the diamond. The prompts are:

1. What would you like us to do together?
2. Are there things you don't know how to talk to me about?
3. What cheers you up?
4. What's the hardest thing about being your age?
5. When has it been the hardest to tell the truth?
6. What do you know about alcohol or drugs?
7. The most interesting thing that happened at school/work this week.
8. When was the last time you felt uncomfortable in a social situation?


Just follow these instructions to make your own Conversation Catcher.



1. Cut out square, fold each point back to meet in middle.



2. Flip over and fold black corners in to center.



3. Flip over and fold in half.



4. Unfold to step 3, turn and fold in half other direction.



5. Unfold to step 3, turn and fold in half other direction.

